
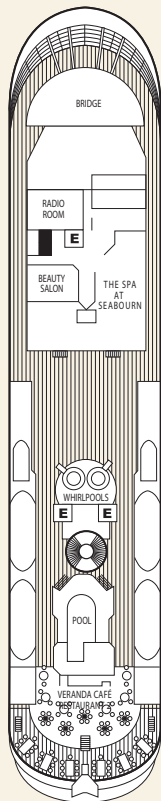




SEABOURN PRIDE ■ SEABOURN SPIRIT ■ SEABOURN LEGEND



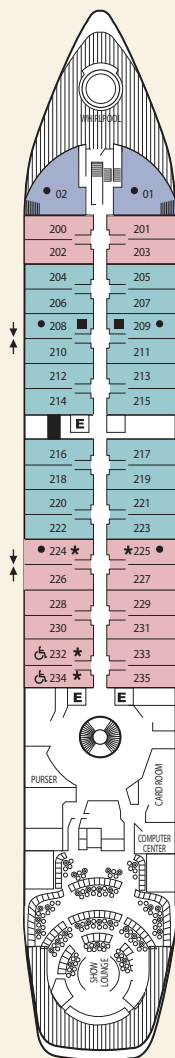
DECK 8



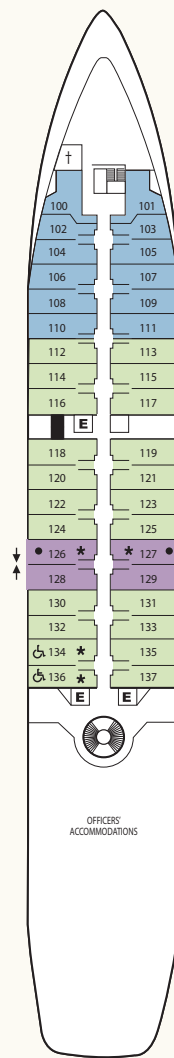
DECK 7




DECK 6



DECK 5



DECK 4



DECK 2

**Built:** Seabourn Pride 1988  
Seabourn Spirit 1989  
Seabourn Legend 1992

**Ships' registry:** Bahamas

**Cruising speed:** 15 Knots

**Normal crew size:** 164

**Nationality of crew:** Officers:  
International  
Hotel Staff:  
International  
Cruise Staff:  
International

**Gross tonnage:** 10,000

**Guest capacity:** 208

**Length:** 439 feet

**Beam:** 63 feet

**Facilities:** All suites: Walk-in closet  
flat-screen TV/DVD ■ Bose®  
Wave® CD stereo system ■ safe  
mini-bar ■ refrigerator ■ hair  
dryer ■ direct-dial telephones  
(twin basins on Pride and Spirit)  
Open-seating restaurant  
24-hour suite service  
Veranda Café/Restaurant 2  
Sky Grill  
Lounges/Bars: 4  
Elevators: 3  
Computer Center  
Complete health spa ■ massage ■  
sauna ■ steam room ■ gymnasium  
■ full-service salon

Outdoor whirlpools: 3  
Outdoor pool  
Medical facility  
Watersports marina  
Casino: Blackjack ■ Slot  
machines ■ Roulette  
Library  
Laundry/dry cleaning  
Self-service launderette  
Shop/boutique  
Fully air conditioned  
Stabilized  
Electric current: 110/220 AC

↓ Convert to Double Suites  
↑ On Seabourn Pride, Suites 208/210,  
209/211, 304/306 and 305/307 do  
connect but cannot be converted  
into Double Suite.

**E** Elevator  
**■** Shower Only - Seabourn Legend  
**★** Shower Only  
**●** One Queen-Size Bed Only  
(No twin option)  
On Seabourn Pride, Suite 208, 209,  
304 and 305 can be arranged with  
one queen-size bed or two twin beds.  
**♿** Wheelchair Accessible  
† Self Service Launderette

SUITE CATEGORIES

